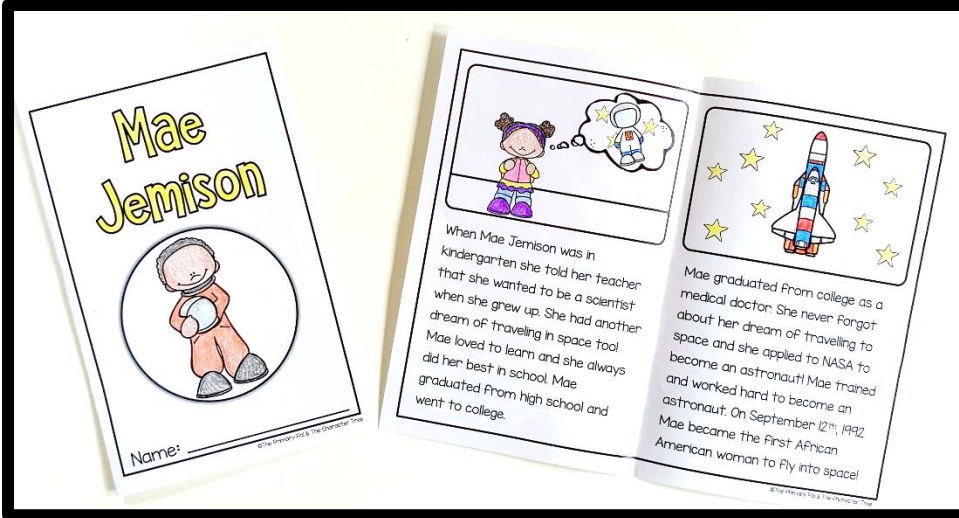


RESOURCE GUIDE


Here are examples of what's included:




Printable Booklet: Simply print double-sided and fold. Use this to further student learning of each trait and prominent figure.




Word Work Activities: An engaging way to practice phonics skills and to continue learning vocabulary.



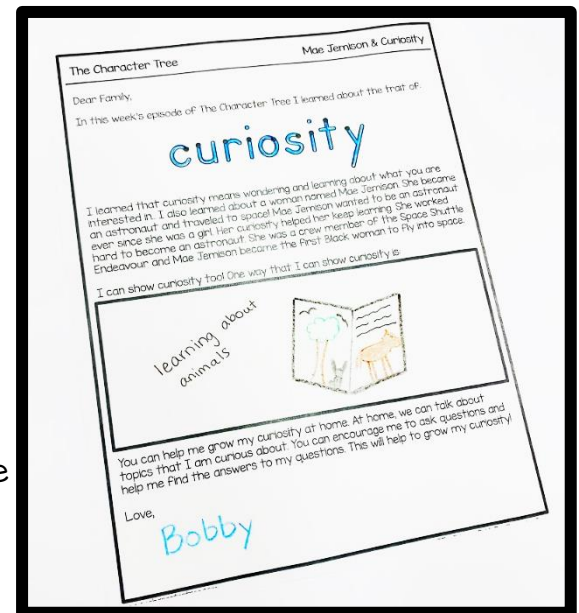
Class Book Pages: Provide each student with an opportunity to share about their experience with the trait. Bind the pages into a class book! A pre-made cover is included.



Comprehension Activities: These can be used as follow up activities to check for understanding throughout the week.



Parent Letters: Keep parents in the loop with regular parent communication. Parent letters for each episode include an option written from the teacher and an option written in the voice of the student.



TEACHER'S GUIDE

Learning Objective: Students will be able to define the character trait of bravery, give an example and communicate observations of peers exhibiting the trait.

Common Core Standards:

- SL.1.2 Discuss key details in a video
- RI.1.2 Identify the main topic
- RI.1.3 Describe the connection between a person and concept
- RI.1.4 Determine the meaning of vocabulary

We've included the following suggested weekly lesson sequence for your convenience.

Monday	<p>Start your week by watching The Character Tree video.</p> <ul style="list-style-type: none">• <i>Before watching:</i> If you have time for a quick discussion, you could ask your students what they think they already know about the character trait of bravery and have them share with a partner or call on a couple students to share with the whole class.• <i>After watching:</i> If you have time after the video, have students share examples of bravery from the video. To extend their concept of bravery you could ask them to think of a specific way that they could show this trait in the coming day or week.
Tuesday	<p>Follow up the video with the foldable book. Read as a whole class, or have students read independently. These books would make a nice home-school connection, or add them to student's book boxes or bags and keep them at school. Depending on how much time you have, the cut and paste comprehension page would be a good fit as a subsequent activity.</p>
Wednesday	<p>Introduce students to the bravery awards! We recommend printing these on colored paper and cutting them down before handing them out to students. Let students know that since they are becoming experts on bravery, they will get to be on the lookout for students who are showing this trait. When they notice someone showing bravery, they can write their peers name on an award and the reason for receiving it. Students can give the award directly to their peer or follow a different system set that fits your management.</p>
Thursday	<p>After spending time learning and talking about bravery and Simone Biles during the first half of the week, today would be a good day for checking student understanding with our comprehension questions.</p>
Friday	<p>If there is anything that you didn't get to earlier in the week, finish that up today. Otherwise, today would be a good day for the making words activity and the word search.</p>

Picture Book Recommendations: These picture books would be great to read to your class during this week, as well as throughout the year! Use them to open up further discussions with your class about this week's character trait.

- [Simone Biles: America's Greatest Gymnast](#) by Joanne Mattern
- [When You Are Brave](#) by Pat Zietlow Miller

Dear Family,

In this week's episode of The Character Tree I learned about the trait of:

bravery

I learned that bravery means being able to do something even if it scares you. I also learned about a woman named Simone Biles. She is an Olympic gymnast. As a gymnast, Simone Biles shows a lot of bravery because she competes in front of large crowds of people and does a lot of challenging gymnastics moves.

I can show bravery too! One way that I can show bravery is:

You can also help me learn more about bravery at home. At home, we can talk about ways we notice members of our family showing bravery. We can also talk about how we notice people in our community showing bravery.

Love,

Dear Family,

In this week's episode of The Character Tree your child learned about the character trait of bravery. Your child learned that bravery means being able to do something even if it feels scary.

The prominent figure in this week's episode is an Olympic gymnast named Simone Biles. This episode taught us about how, as a gymnast, Simone Biles shows a lot of bravery because she competes in front of large crowds of people and does a lot of challenging gymnastics moves.

To encourage your child to continue thinking about and learning more about bravery at home you can talk about ways you notice members of your family showing bravery. You can also talk about how people in the community show bravery.

Sincerely,


Dear Family,

In this week's episode of The Character Tree your child learned about the character trait of bravery. Your child learned that bravery means being able to do something even if it feels scary.

The prominent figure in this week's episode is an Olympic gymnast named Simone Biles. This episode taught us about how, as a gymnast, Simone Biles shows a lot of bravery because she competes in front of large crowds of people and does a lot of challenging gymnastics moves.

To encourage your child to continue thinking about and learning more about bravery at home you can talk about ways you notice members of your family showing bravery. You can also talk about how people in the community show bravery.

Sincerely,




At the Olympics Simone won 4 gold medals and 1 bronze medal. That means she won 1st place 4 times and 3rd place 1 time! Simone became the best gymnast of all time and has won more gold medals than any other gymnast. She once said that in order to succeed "you have to be brave and trust in yourself". Simone has a lot of bravery!

Simone Biles




Name: _____

Simone as
a kid



When Simone Biles was six years old her grandparents adopted her and her sister. That same year, Simone visited a gym. She saw older kids practicing gymnastics and she decided to try it out for herself! Everyone who saw her was amazed by how easily she had picked up the moves.

Simone at the
2016 Olympics



Simone continued practicing gymnastics. Gymnasts like Simone have a lot of bravery. They compete in front of large crowds and do lots of difficult flips and moves with their bodies. Simone competed in many competitions and won a lot of awards and medals. In the year 2016, when she was 19 years old she went to represent America in the Olympics.

BRAVERY AWARD

Your bravery has been noticed!

To: _____

You are receiving this award because:

From: _____

©The Primary Pal & The Character Tree

BRAVERY AWARD

Your bravery has been noticed!

To: _____

You are receiving this award because:

From: _____

©The Primary Pal & The Character Tree

BRAVERY AWARD

Your bravery has been noticed!

To: _____

You are receiving this award because:

From: _____

©The Primary Pal & The Character Tree

BRAVERY AWARD

Your bravery has been noticed!

To: _____

You are receiving this award because:

From: _____

©The Primary Pal & The Character Tree

Name: _____

Date: _____

Comprehension Questions

Use what you learned about Simone Biles and Bravery to help you answer the questions below.

1. What sport does Simone Biles compete in?

a. ice skating

b. dancing

c. gymnastics

2. What is the name of the sports competition Simone competed in during 2016?

3. How many gold medals did Simone win?

a. 4 gold medals

b. 1 gold medal


c. 3 gold medals

4. Simone believes that being _____ and trusting in yourself helps people to be able to succeed.
(fill in the blank)

a. respectful

b. kind

c. brave




Name: _____

Date: _____

SIMONE BILES

Making Words Spelling Practice

Cut out the letters at the bottom of the page. Use the letters to make as many words as you can. Write the words that you make on the lines below.



www.character-tree.com

©The Primary Pal & The Character Tree

g y m n a s t i c s

Name: _____

Date: _____

SIMONE BILES

Word Search

Search for the words from the word list. Then, circle each word in the puzzle once you find it.

SIMONE

BILES

GYMNAST

OLYMPICS

RIO

COMPETE

BRAVE

ROLE MODEL


SPORTS

FLIPS

STRONG

GOLD

V	N	M	L	B	I	Q	B	W	C	H	E
A	E	L	U	R	T	S	I	M	O	N	E
R	I	O	B	A	N	G	L	S	M	M	R
O	S	A	M	V	M	I	E	W	P	A	S
L	Y	O	P	E	P	E	S	R	E	E	H
E	A	P	L	U	S	P	O	R	T	S	A
M	O	S	I	Y	C	L	S	N	E	L	E
O	S	T	L	A	M	E	G	O	L	D	L
D	L	R	A	O	N	P	Y	N	L	O	I
E	L	O	R	A	F	L	I	P	S	V	Z
L	N	N	S	A	M	A	L	C	S	N	T
D	E	G	J	G	Y	M	N	A	S	T	S




Name: _____


Date: _____

Comprehension Activity


Read the words below each box, then cut out and glue the picture that matches.




When Simone Biles was six years old she visited a gym and decided to try gymnastics.






Simone amazed everyone who watched her by how easily she picked up gymnastics moves.



Simone competed in and won many competitions. In 2016 she went to the Olympics!



At the Olympics, Simone won 4 gold medals and 1 bronze medal. She became the best gymnast of all time.



Name: KEY

Date: _____

Comprehension Questions

Use what you learned about Simone Biles and Bravery to help you answer the questions below.

1. What sport does Simone Biles compete in?

a. ice skating

b. dancing

c. gymnastics

2. What is the name of the sports competition Simone competed in during 2016?

Simone competed in the Olympic Games

3. How many gold medals did Simone win?

a. 4 gold medals

b. 1 gold medal


c. 3 gold medals

4. Simone believes that being _____ and trusting in yourself helps people to be able to succeed.
(fill in the blank)

a. respectful

b. kind

c. brave



Name: KEY

Date: _____

SIMONE BILES

Word Search

Search for the words from the word list. Then, circle each word in the puzzle once you find it.

SIMONE

BILES

GYMNAST

OLYMPICS

RIO

COMPETE

BRAVE

ROLE MODEL


SPORTS

FLIPS

STRONG

GOLD


V	N	M	L	B	I	Q	B	W	C	H	E
A	E	L	U	R	T	S	I	M	O	N	E
R	I	O	B	A	N	G	L	S	M	M	R
O	S	A	M	V	M	I	E	W	P	A	S
L	Y	O	P	E	P	E	S	R	E	E	H
E	A	P	L	U	S	P	O	R	T	S	A
M	O	S	I	Y	C	L	S	N	E	L	E
O	S	T	L	A	M	E	G	O	L	D	L
D	L	R	A	O	N	P	V	N	L	O	I
E	L	O	R	A	F	L	I	P	S	V	Z
L	N	N	S	A	M	A	L	C	S	N	T
D	E	G	J	G	Y	M	N	A	S	T	S



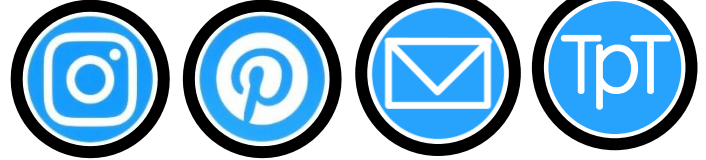
TERMS OF USE



The Character Tree



The Primary Pal



Hi There!

Thank you for subscribing to The Character Tree! Your support allows us to continue creating and sharing resources with you and teachers around the world. We enjoy seeing how you use our resources, so please tag or message us pictures of our resources in action. You can find us on Instagram [@thecharacterstree](#) and you can find Miss Sara on her own Instagram account, [@theprimarypal](#).

Miss Sara shares many of her teaching resources in her Teachers Pay Teachers shop. [Follow The Primary Pal on TpT](#) to be the first to know when new resources are added to her shop. New resources are listed for 50% off during the first 24 hours! You can find her on the social media links above too.

Please be respectful of our work. You may not:

- Post this resource on a website (public or personal) for download
- Post this resource for sale or for free
- Claim this resource as your own creation
- Save this resource to a shareable file or network

©The Primary Pal & The Character Tree

All rights reserved. Purchase of this unit entitles the purchaser the right to reproduce the pages in limited quantities for **single classroom use only**. Duplication for an entire school, an entire school system, or commercial purposes is strictly forbidden without written permission from the publisher.

Copying **any** part of this product and placing it **on the internet in any form (even a personal/classroom website)** is **strictly forbidden** and is a violation of the Digital Millennium Copyright Act (DMCA).

Our work is enhanced by these talented artists:



Akers ARTistry